

Т. Ю. Севрюкова, А. И. Калишевич

# АНГЛИЙСКИЙ ЯЗЫК

---

## 5 КЛАСС

---

### ТЕСТЫ

РЕКОМЕНДАЦИИ ДЛЯ УЧИТЕЛЯ

**УЧЕБНОЕ ЭЛЕКТРОННОЕ ИЗДАНИЕ**

2-е издание, переработанное



Минск  
Аверсэв  
2022

УДК 811.111(075.3)

ББК 81.2Англ-922

**Авторы:**

Т. Ю. Севрюкова, А. И. Калишевич

**Рецензенты:**

каф. лингводидактики и методики обучения иностранным языкам учреждения образования «Минский государственный лингвистический университет» (канд. пед. наук, доц. *Т. П. Леонтьева*)  
учитель англ. яз. квалификац. категории «учитель-методист», директор гос. учреждения образования «Средняя школа № 180 г. Минска», канд. пед. наук *А. А. Островская*

*Учебное электронное издание*

*2-е издание, переработанное*

Ответственный редактор *М. В. Филатова*

Художник *А. А. Кухта*

Дизайнер *А. А. Барбук*

Изображения используются по лицензии Shutterstock.com

Дата размещения 29.08.2022. Объем 1,1 Мб.

Общество с дополнительной ответственностью «Аверсэв».

Ул. Н. Олешева, 1, офис 309, 220090, г. Минск.

**E-mail:** [info@aversev.by](mailto:info@aversev.by); [www.aversev.by](http://www.aversev.by)

Контактные телефоны: (017) 378-00-00, 379-00-00.

Для писем: а/я 3, 220090, г. Минск.

12+

ISBN 978-985-19-6651-2

© Севрюкова Т. Ю., Калишевич А. И., 2019  
© Севрюкова Т. Ю., Калишевич А. И., 2022,  
с изменениями  
© Оформление. ОДО «Аверсэв», 2022

# РЕКОМЕНДАЦИИ ПО ОЦЕНИВАНИЮ ТЕСТОВ

В пособии даны рекомендации по оцениванию тестов, тесты «ГОВОРЕНИЕ», тексты аудиозаписей к заданиям на восприятие и понимание речи на слух, а также ответы к заданиям.

Все тесты, кроме тестов на говорение, составлены в двух вариантах одинаковой сложности. Если в заданиях встречаются незнакомые учащимся слова (допускается учебной программой) и их значение важно для понимания при выполнении заданий, эти слова сопровождаются переводом.

Задания составлены от простого к сложному: предыдущие легче последующих, поэтому за один элемент в разных заданиях учащиеся могут получить разное количество баллов.

Перед тем как учащиеся начнут выполнять задания, важно убедиться, понимают ли они, что нужно делать и как именно (обвести кружком правильный ответ, вписать слово или написать правильную букву в нужном месте).

Основная цель тестов — определить уровень владения учащимися английским языком. В конце каждого теста дана шкала оценивания, которая поможет учащимся понять, насколько хорошо они усвоили материал каждой темы, и будет стимулировать к получению лучшего результата в будущем.

## 1. Тесты «ЛЕКСИКА, ГРАММАТИКА, ПИСЬМО»

Для проверки уровня сформированности лексико-грамматических навыков учащихся к каждому разделу учебного пособия «Английский язык 5» предлагается по шесть заданий: три задания на проверку лексики, два — на проверку грамматики и одно задание на творческое письмо в рамках пройденной темы.

Каждое задание, кроме задания на письмо (№ 6), сопровождается примером выполнения.

Максимальное количество баллов — 30. Отдельные элементы в разных заданиях оцениваются по-разному.

Рекомендации по оцениванию тестов «Лексика, грамматика, письмо»:

Задание	Количество баллов	Оценка одного элемента задания, балл
1	2,5	0,5
2	2,5	0,5
3	5	1
4	5	1
5	5	1
6	10	
Итого:	30	

Для оценки сформированности умений письменной речи (задание № 6) пользуйтесь документом «Оценка результатов учебной деятельности учащихся по иностранному языку», размещенном на образовательном портале Национального института образования [www.adu.by](http://www.adu.by).

## 2. Тесты «ГОВОРЕНИЕ»

К каждому разделу учебного пособия «Английский язык 5» предлагается по три задания:

1. Ответы на вопросы учителя в рамках пройденной темы. Учитель задает любые 4 вопроса из списка.

2. Диалог с одноклассником.

3. Монолог.

В задании 1 содержится большое количество вопросов. Рекомендуется задать каждому учащемуся по 4 вопроса на выбор учителя.

Максимальное количество баллов — 10 (соответствует отметке).

Рекомендации по оцениванию тестов «**Говорение**»:

Задание	Количество баллов
Задание 1	2 4 вопроса — 0,5 балла за каждый правильный ответ
Задание 2	4 участие в диалоге, коммуникация — 1 лексика раздела — 1 грамматика раздела — 1 порядок слов в предложении — 1
Задание 3	4 соответствие высказывания заданной теме — 1 лексика раздела — 1 грамматика раздела — 1 порядок слов в предложении — 1
Итого:	10

При оценке говорения рекомендуется в первую очередь обращать внимание на то, донес ли учащийся смысл высказывания, ответил ли он на поставленный вопрос. Ошибки допустимы, и если они не мешают беседе, не следует их исправлять, заострять на них внимание и слишком строго судить учащегося. На количество баллов могут влиять только ошибки в материале данного раздела. Все остальные следует временно игнорировать, но взять их себе на заметку для дальнейшей проработки на уроках.

### 3. Тесты «ВОСПРИЯТИЕ И ПОНИМАНИЕ РЕЧИ НА СЛУХ»

Для проверки уровня развития умения воспринимать и понимать речь на слух в конце каждой четверти предлагается по четыре задания. Задание 1 проверяет понимание одной составной части в каждом из пяти коротких звучащих текстов. Остальные задания предназначены для более детального понимания новых текстов в аудиозаписи (диалоги, монологи, тексты разных жанров).

К каждому заданию учащиеся слушают отдельную аудиозапись, которую следует проигрывать дважды. Тексты аудиозаписей приведены в данном пособии.

Аудиозаписи размещены на сайте [www.aversev.by](http://www.aversev.by).

### 4. Тесты «ЧТЕНИЕ»

Для проверки уровня развития умения чтения в конце каждой четверти предлагается по четыре задания. Задание 1 проверяет общее понимание частей текста, задания 2 и 3 — детали прочитанного текста, задание 4, как правило, требует объяснения содержания текста в целом.

Рекомендации по оцениванию тестов «**Восприятие и понимание речи на слух**» и «**Чтение**»:

Задание	Оценка, балл	Оценка одного элемента задания, балл
1	5	1
2	5	0,5 (восприятие речи на слух) 1 (чтение)
3	10	2
4	10	2
Итого:	30	

Максимальное количество баллов — 30.

Оценивая ответы учащихся, следует помнить, что задания разработаны для контроля определенных умений и навыков. Например, при проверке понимания речи на слух или понимания чтения не следует снижать отметку учащимся за неправильно написанные слова или неполные предложения. Если ответ по существу дан верно, он принимается как правильный, несмотря на орфографические и грамматические ошибки, нарушенный порядок слов в предложении.

## Unit 1. School holidays: places to go

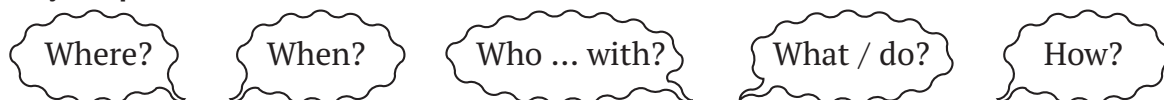
**1** Today is your first day at school. You are speaking with your classmates about your summer holidays. Answer four of their questions.

- Where were you in June / July / August?
- Who were you there with?
- What was the weather like?
- What did you do?
- How was it there?
- Where were your parents in June / July / August?
- Where were you last weekend?
- What type of holidays do you like best? Why?



	2
--	---

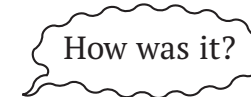

**2** Speak with your partner. Ask and answer questions about summer holidays. Then say 2 things that your partner did in summer.



	4
--	---

**3** Tell your friend about 2 things you did in your summer holidays. Say 6–8 sentences.

- visit your grandparents / uncle / aunt
- help your grandparents / parents / sister / friend
- visit the library / a museum / the zoo
- watch a film / TV
- listen to music
- dance at the disco
- play football / ball games / computer games / with your pet
- play on the slides / swings / seesaw
- pick mushrooms / berries / flowers
- ride a bike / horse / pony
- rollerblade
- make a berry cake / berry jam
- swim
- climb a mountain
- make friends



	4
--	---

Your total score: 

	10
--	----

0–4 — not very good

7–8 — good


5–6 — OK

9–10 — very good

## Unit 2. School holidays: things to do


1 Your friend wants to know about your days out. Answer four of his / her questions.

- Where did you go on your last day out?
- When was it?
- What did you do?
- What did you eat?
- What did you buy?
- How was it?
- Where did you go on your best day out?
- When / Where did you last go on a school trip / to an amusement park / to a museum?



	2
--	---

2 Speak with your partner. Ask and answer questions about your best day out. Then say one thing that your partner did on their best day out.



	4
--	---

3 Tell your friend about your last day out. Choose one place from the list. Say 6–8 sentences.

- when / go
- with whom / go
- what / do / eat / buy

- disco
- zoo
- park
- amusement park
- museum


### My Last Day Out


- theatre
- cinema
- circus
- swimming pool
- country
- woods
- river
- lake
- mountains
- picnic


	4
--	---


Your total score: 

	10
--	----

 0–4 — not very good

 7–8 — good

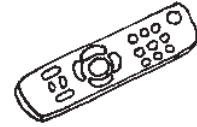
 5–6 — OK

 9–10 — very good

## Unit 3. Do you like TV?

**1a** Your British friend wants to know about your favourite TV programmes. Answer four of his / her questions.

- What's your favourite TV channel / programme?
- Why do you like it?
- How often do you watch it?
- What do your parents think about it?
- What's your least favourite TV channel / programme?
- Why don't you like it?
- What's your family's favourite TV programme?
- What kind of films do you like? Why?
- What's your favourite film?
- What kind of films do you hate? Why?



**1b** Look through the TV guide and answer some questions that your granny asks.

7.00. Good Morning, Belarus!

7.55. Weather for the Day

8.00. Region News

8.35. Sherlock: Episode 4



10.10. Talk to a Super Star!

11.25. The Lord of the Rings

12.55. They came from the Planet Mars

14.00. Region News

### НАВІНЫ РЭГІЁНА

14.35. Nature and You. Birds

- What time is the news on?
- What type of programme is on at half past five?
- Are there any documentaries about animals on TV on this day?
- What time is a science fiction film on?
- What time is a talk show on?
- Which programmes on the TV guide do you think are exciting?

15.20. Football Match of the Week



16.20. Masha and the Bear (for Little Ones)

17.30. Children's Eurovision Song Contest



19.10. What? Where? When? in Belarus

20.40. Film Night: We Bought a Zoo



22.00. Good Night, Belarus!

2

**2** You are at your friend's place. Speak about TV programmes. You can use the words from the box.

1. Pupil A: ask your friend about their favourite TV programmes.
2. Pupil B: ask your friend about their least favourite TV programmes.

3. Both: say what you think about your friend's choices. Choose one programme you would like to watch now.

silly, amusing, touching,  
horrible, exciting, scary

4

**3** Recommend your classmates a TV programme and a film. Choose one type of TV programmes and one type of films. Say 6–8 sentences.

- how often you watch them
- how often your parents watch them
- what you think about them
- what your parents think about them

### TV programmes


- the news
- sports programmes
- music programmes
- documentaries
- nature programmes
- talk shows
- quiz shows
- talent shows


### Films


- cartoons
- sitcoms
- fairy tales
- fantasies
- comedies
- action films
- adventure films
- science fiction films
- horror films
- romantic films
- detective films


4

Your total score: 10

 0–4 — not very good

 7–8 — good

 5–6 — OK


 9–10 — very good

## Unit 4. Special days

**1** Your British friend wants to know about special days in Belarus. Answer four of his / her questions.

• Do you celebrate Easter / Halloween / Christmas / Valentine's Day / April Fool's Day in your family?

- What special day is favourite in your family?
- What is your favourite special day in Belarus?
- When do you celebrate it?
- What do you do before that day?
- What do you do on that day?
- What do you cook and eat on that day?
- Do you like giving or getting presents?
- Do you like inviting or visiting friends / relatives?
- Do you like painting eggs or eating them?
- Do you like watching parades in the street or on TV?
- What presents did you get last Christmas / New Year / your birthday?
- What presents did you give to your parents last Christmas / New Year / their birthday?
- What food do you usually eat for Christmas / New Year's dinner?



	2
--	---

**2** Speak with your partner. Make a riddle about one of the special days. Your partner guesses.



1



2



3



4



5



6

	4
--	---

**3** Tell your British friend about your favourite special day. Say how people celebrate it in Belarus and Great Britain or the USA. Say 6–8 sentences.

- Christmas
- New Year
- Independence Day
- Easter

	4
--	---

Your total score: 

	10
--	----



0–4 — not very good



7–8 — good



5–6 — OK



9–10 — very good

## Unit 5. Be healthy!


### 1 Answer four questions of a health expert.

- What do you usually eat for breakfast / lunch / dinner?
- Is your breakfast healthy? Why do you think so?
- What food groups do you know?
- Why should we eat meat and fish / cereal / cheese / vegetables and fruit?
- Why shouldn't we eat many sweets and crisps?
- What should you do when you have a temperature / a cold / a stomach ache / a sore throat / a cough / toothache?
- How often do you brush your teeth / wash your hair / take a shower / do exercises?
- How often do you play computer games / watch TV / go for a walk?

	2
--	---

### 2 Act out one of the situations with your partner.

#### At the doctor's




	4
--	---


### 3 Speak to your little sister or brother. What should you do to be healthy? Say 6–8 sentences.


	4
--	---


Your total score: 

	10
--	----

 0–4 – not very good

 7–8 – good

 5–6 – OK

 9–10 – very good


## Unit 6. In the city

**1 Your British friend is visiting Belarus. Answer four of his / her questions.**

- Where do you live? What's your address?
- What interesting buildings are there in your city / town / village?
- What Belarusian cities and towns do you recommend visiting?
- Is there a post office / a library / a hospital / a railway station near your school?
- What is there in front of / behind / opposite your house?
- How long does it take you to get to school from your house?
- Where can you watch plays and concerts / take a book / buy food and clothes / send a Christmas card / learn History?
- Do you cross the street in front of a bus or behind it?
- Where must you look first before you cross the street?

	2
--	---

**2 Look at the map. Help a tourist to get from the museum to another place.**



	4
--	---

**3 Tell your British friend about your favourite place in your city. Say 6–8 sentences.**

	4
--	---

Your total score:

	10
--	----



0–4 — not very good



7–8 — good



5–6 — OK



9–10 — very good

## Unit 7. On the farm

1 Your British friend wants to know about country life in Belarus. Answer four of his / her questions.

- What animals live on Belarusian farms?
- Have you got a country house?
- How often do you go to the country?
- Have you got a garden / a kitchen garden?
- What can you see in the country?
- What do Belarusian people do in the country?
- Does your granny grow any fruit and vegetables? What does she grow?
- How do you help your parents in the country?
- Did you seed carrots / plant tomatoes / dig vegetable beds / ride a horse last year?
- Can you drive a tractor / milk a cow / collect eggs / feed chickens / weed flower beds / clean a pigsty / brush a horse?
- Is living in the country exciting or boring?

2

2 Fred and Ann speak about their summer in the country. Ask and answer questions.

- When / go / get up / feed ...?
- What / do / in the morning / in the afternoon / in the evening?
- Why / like your holidays in the country?



4

3 Where would you like to live: in the country or in the city? Why? Use the words from the box. Say 6–8 sentences.

quiet / noisy, fast / slow, clean / dirty, interesting / exciting / boring,  
old / modern, healthy / unhealthy, good / bad, beautiful / ugly,  
I can / I can't, There are a lot of / There aren't any

4

Your total score: 10



0–4 — not very good



7–8 — good



5–6 — OK



9–10 — very good

12

## Unit 8. Our wonderful world


**1 You are taking part in the quiz show. Answer four of the questions.**

- What continents do you know?
- Which is the hottest / the coldest / the biggest / the smallest continent?
- Where's Belarus?
- What oceans do you know?
- What animals live in the desert / in the grasslands / in the jungle / in the ocean?
- What animals live in Belarus?
- What is high / deep / hot and wet / dry?
- Would you like to go to Africa / Australia / Antarctica / South and North America / Asia?

Why / Why not?

	2
--	---

**2 Play a guessing game with your classmate. Make a riddle about one of the animals. Your partner guesses.**




	4
--	---


**3 You're on an uninhabited (необитаемый) island. What will / won't you do? Say 6–8 sentences.**


	4
--	---


Your total score: 

	10
--	----

 0–4 — not very good

 7–8 — good

 5–6 — OK

 9–10 — very good

## Unit 9. Travelling

---

**1** Your British friend wants to know about your travelling preferences. Answer four of his / her questions.

- Do you like travelling? Why?
- What English-speaking countries would you like to visit?
- How can people travel?
- What's your favourite way of travelling? Why?
- Which is the fastest / the most comfortable / the safest / the most exciting way of travelling?
- What traveller's rules do you know?
- Where did you travel last summer?
- How did you travel there?

	2
--	---

**2** Invite your friend to go on a trip. Choose a country and a way of travelling.

	4
--	---


**3** Tell your friend about your favourite trip. Say 6–8 sentences.


- When and where did you go?
- How did you travel there?
- Who did you go there with?
- Where did you stay?
- What did you see / do / like there?


	4
--	---


Your total score: 

	10
--	----

 0–4 — not very good

 7–8 — good

 5–6 — OK

 9–10 — very good

## ТЕКСТЫ АУДИОЗАПИСЕЙ

Unit 1. School holidays: places to go

Unit 2. School holidays: things to do

1 Where did they go in summer? Listen and match the texts to the pictures. One picture is extra.

1. One

**Ms Berry:** *Sasha, tell us where you were in summer.*

**Sasha:** *In June, I was in town.*

**Ms Berry:** *What did you do?*

**Sasha:** *I went to a school camp. I made my robot there!*

**Ms Berry:** *Wow! That's cool!*

2. Two

**Ms Berry:** *Christina, where were you in summer?*

**Christina:** *In June, I was at summer camp.*

**Ms Berry:** *How was it?*

**Christina:** *Mmm. It was... boring. I wanted to go home.*

**Ms Berry:** *Oh, I'm sorry. Did you make any friends at camp?*

**Christina:** *No. I was the smallest in our group.*

**Ms Berry:** *I see.*

3. Three

**Ms Berry:** *Vanya, how about you? Where were you in June?*

**Vanya (laughs):** *Guess! In June, I wasn't in town. I wasn't in the mountains. I wasn't at camp.*

**Ms Berry:** *What did you do?*

**Vanya:** *My big sister and I picked berries in our grandparents' garden. There were a lot of berries last summer!*

**Ms Berry:** *Oh, I see. Can you, guys, guess where Vanya was?*

**Boys and girls:** *...country? In the country?*

**Vanya (laughs):** *Yes! I was in the country, and I loved it!*

4. Four

**Ms Berry:** *Karina, tell us about your holidays. Where were you?*

**Karina:** *In July, I was at the seaside with my parents.*

**Ms Berry:** *Oh? The seaside? That's nice! What did you do there?*

**Karina:** *We swam in the sea every day. We ate a lot of fruit and berries. We went to the zoo one day. We also went to a concert.*

**Ms Berry:** *I see! There was a lot of fun for you and your parents!*

**Karina:** *Yes, we go to the seaside every summer, and we like it.*

5. Five

**Ms Berry:** *Sonya, where were you in your summer holidays?*

**Sonya:** *I visited my grandparents. They live in the mountains.*

**Ms Berry:** *Wow! That's so cool! What did you do there?*

**Sonya:** *I helped my granny about the house. I helped her milk the cow. And we cooked a lot of food every day.*

**Ms Berry:** *Fantastic! That's very good!*

2 Listen to Ms Berry and Karina. Spell the name of the place Karina was at.

**Ms Berry:** *Karina, what town at the seaside did you go to in summer?*

**Karina (as in tapescript 4, task 1):** *Oh. We were in Bulgaria in a small town that is called Byala (Бяла).*

**Ms Berry:** *Byala? How do you spell it?*

**Karina:** It's B-y-a-l-a.

**Ms Berry** (sound of clicks on the keyboard for each letter): B-y-a-l-a? I see. Here it is. Such a nice place!  
What zoo did you go to?

**Karina:** It was the Gorica (Горица) Zoo. It isn't big, but it's very nice.

**Ms Berry:** Karina, how do you spell Gorica?

**Karina:** G-o-r-i-c-a.

**Ms Berry** (sound of clicks on the keyboard for each letter): G-o-r-i-c-a. The Gorica Zoo. Oh! It's lovely!

**Karina:** Yes! I liked to see how baby goats were playing!

**Ms Berry:** Thank you, Karina for the photos from your summer holidays!

**Karina:** Sure!

**3 Ms Berry and Sonya are speaking about Sonya's holidays in the mountains. Are the sentences true (T) or false (F)?**

**Ms Berry:** Sonya, you said you visited your grandparents in the mountains.

**Sonya** (as in tapescript 5, task 1): Yes! I stayed with them all July and August! It was super!

**Ms Berry:** Wasn't it boring to stay in the country?

**Sonya:** Boring? No! There was so much to do!

**Ms Berry:** I know! You helped your granny cook. What else did you do? Did you help your grandad?

**Sonya:** Yes! I helped him feed the hens and collect the eggs.

**Ms Berry:** Oh, wow! You ate fresh food at your grandparents'!

**Sonya:** Yes! It was so yummy!

**Ms Berry:** What did you do for fun?

**Sonya:** We watched films on DVDs. Once we visited my grandad's sister who lives nearby. It was her birthday and we all sang old songs.

**Ms Berry:** Were there any children in the village?

**Sonya:** Yes, I made friends with two sisters. They took me on a horse ride in the mountains.

**Ms Berry:** Did you have the Internet at your grandparents'?

**Sonya:** No, we didn't. We were fine without it.

**Ms Berry:** Thank you, Sonya, for your wonderful story.

**4 Sasha is speaking about his school camp. Listen and fill in the gaps.**

**Sasha:** In June, I was at school camp. The camp was two weeks. There were three types of camp at my school: Robotics Camp, Sports Camp and Arts Camp. I wanted to make a robot, so I went to the Robotics Camp. There were 20 children there: nine girls and eleven boys, and everybody made a robot. My friends made different robots: some robots could wash the dishes, or clean the floor, or feed cats. I made a robot to play with Snoopy, my puppy. Snoopy loves it! My robot is never tired, and can play ball with Snoopy when I'm at school.

### Unit 3. Do you like TV?

### Unit 4. Special days

---

**1 What are their favourite Christmas films and cartoons? Listen and match the texts to the pictures. One picture is extra.**

1. One

**Ms Berry:** Nastya, what films do you like watching at Christmas?

**Nastya:** I love cartoons! My favourite is "How the Grinch stole Christmas".

**Ms Berry:** Oh? I love it, too!

**Nastya:** Really? I watch it every year on Christmas Day! It's very funny and very kind.

**Ms Berry:** I love this cartoon a lot, too!

2. Two

**Ms Berry:** Taras, what's your favourite film to watch at Christmas?

**Taras:** I love "Home alone", all five parts! I can watch them again and again.

**Ms Berry:** Really? What do you like about this film?

**Taras:** Well, I just like comedies. And I also like that a little boy is cleverer than two adult men.

**Ms Berry:** I see.

### 3. Three

**Ms Berry:** *Gosha, do you watch TV when you're on holidays?*

**Gosha:** *Yes! I love watching TV, but I usually watch films on my phone.*

**Ms Berry:** *Do you have a favourite film for Christmas?*

**Gosha:** *I don't know. I like many. Well, "Elf" is one of my favourites, I think.*

**Ms Berry:** *"Elf"? Is it a film or a cartoon?*

**Gosha:** *It's a film, and it's very amusing.*

### 4. Four

**Ms Berry:** *Ira, do you watch any films about Christmas in your family?*

**Ira:** *Yes, we do! Sometimes we watch two or three on one day!*

**Ms Berry:** *Really? What's your favourite?*

**Ira:** *I think our favourite Christmas cartoon is "Shrek the Halls". It's so funny!*

**Ms Berry:** *...Is it about Shrek?*

**Ira:** *Yes! It's about how Shrek wants to make Christmas special for his family.*

**Ms Berry:** *My children love Shrek and Fiona! We'll watch it next weekend!*

**Ira:** *I'm sure you'll like it!*

### 5. Five

**Ms Berry:** *Nikita, what films do you like watching in your family at Christmas time?*

**Nikita:** *We like watching Russian films.*

**Ms Berry:** *Oh? Do you have a favourite film?*

**Nikita:** *Yes! We all love "Evenings on a farm near Dikanka".*

**Ms Berry:** *Oh! I love that film, too! It's a great film about Christmas in a Ukrainian village!*

**Nikita:** *Yeah! There's a lot of magic in it.*

**Ms Berry:** *It's an old film, but it's very amusing!*

## 2 Listen to Ms Berry. Spell the name of the website to track Santa Claus with his reindeer.

**Ms Berry:** *Do you believe in Santa Clause?*

**2–3 children:** *Yes! Yes!*

**Ms Berry:** *Do you want to know where Santa Claus is every day in December?*

**2–3 children:** *Yes! Yes!*

**Ms Berry:** *You can see where Santa is on a website on the Internet.*

**Girl:** *Really? What website?*

**Ms Berry:** *It's w-w-w, dot, n-o-r-a-d-s-a-n-t-a, dot, o-r-g.*

**Boy:** *Ms Berry, can you spell it again, please?*

**Ms Berry:** *Sure! It's w-w-w, dot, n-o-r-a-d-s-a-n-t-a, o-r-g.*

**Boy:** *w-w-w, dot, n-o-r-a-d-s-a-n-t-a, dot, o-r-g?*

**Ms Berry:** *Yes! Correct!*

**Boy:** *Thank you!*

## 3 Ms Berry is speaking about her favourite Christmas film. Are the sentences true (T) or false (F)?

**Nikita:** *Ms Berry, what's your favourite film about Christmas?*

**Ms Berry:** *My favourite? Oh, I love so many! Well... My favourite Christmas film is "A Christmas Carol". It's based on my favourite Christmas book written by Charles Dickens.*

**Nikita:** *What is it about?*

**Ms Berry:** *Scrooge, the main character hates Christmas. He never gives any presents to his relatives or people he works with. He never goes to Christmas dinner. He is never happy when people say, "Merry Christmas!"*

**Nikita:** *Oh?*

**Ms Berry:** *Yes. But the night before Christmas, on December 24<sup>th</sup>, three ghosts visit him.*

**Nikita (excited):** *Ghosts? (makes a sound) Oooooo-ooooooo! That's scary!*

**Ms Berry:** *Yes! Very scary! But three ghosts come and show Scrooge how horrible his life was in the past, how horrible it is in the present, and how horrible his future is. This makes Scrooge very sad.*

**Nikita:** *Are the ghosts real?*

**Ms Berry:** I don't know. But... in the morning Scrooge is very different.

**Nikita:** Really?

**Ms Berry:** Yes!

**Nikita:** How does the story finish?

**Ms Berry** (smiles): I'm not telling you! Watch the film or read the book and see how it ends.

**Nikita:** I like the story! I'll watch the film! What is the name of the film again?

**Ms Berry:** "A Christmas Carol". It's a film and a book.

**Nikita:** Thank you, Ms Berry!

**Ms Berry:** You're welcome!

**4 Ms Berry is speaking about the school camp in winter holidays. Listen and fill in the gaps.**

**Ms Berry:** OK, everyone. Your school camp starts on January the third. Please come at half past nine, and you'll go home at half past five. On January the third we're going to the theatre to watch "The Nutcracker", a beautiful Christmas story. On January the fourth we're going to watch an ice hockey match between the Belarusian and Russian teams. The match starts at 10 a.m., so don't be late for the camp! The next three days — January the fifth, the sixth, and seventh are the Christmas weekend. So we aren't going to have the camp on those days. Come again on January the eighth for a visit to the Kvantum Museum for their science show. On January the tenth we're going to the circus to watch the Christmas programme. School starts on January the eleventh.

**Unit 5. Be healthy!**

**Unit 6. In the city**

**Unit 7. On the farm**

**1 What's the matter with Farmer Duck's animals? Listen and match the animals to the illnesses. One illness is extra.**

**On the Farm**

Once upon a time there lived a Duck who had a farm in Middleton, Leeds. His name was Farmer Duck and he had many farm animal friends on his farm. They helped to do lots of jobs. But Farmer Duck was very sad because it was very wet and cold on the farm. People didn't visit the farm and the animals had health problems. One day, the animals started crying. The cow said, "I've got a cold, I can't give milk." The red hen also cried, "My feet and legs hurt, I can't run after my chicks." "The water in the lake is very cold. I've got a cough," said the goose. "And it's dirty. I've got a stomach-ache," said the frog. "I've got a sore throat. It hurts badly," cried the sheep.

**2 Listen and spell the name of Farmer Duck's farm.**

Farmer Duck thought for a while and decided to buy new land for his farm. The farm animals liked the idea and quickly started packing to move to their new farm. "Rainbow Joy is the name of our new farm," said Farmer Duck. "Goose, write it on the house please: R-a-i-n-b-o-w J-o-y." "OK, Farmer Duck, R-a-i-n-b-o-w J-o-y," said the goose and flew to their new house.

**3 Listen to the third part of the story. Are the sentences true (T) or false (F)?**

On the 14<sup>th</sup> of May Farmer Duck opened his new farm. The animals made beautiful posters and put them all over the town. They invited people to visit their farm. They wrote the address and the telephone number on the posters. The address was: 8902 Turkey Road, Middleton, MI 55371. The telephone number was: 0276 59340. The farm was open from 9 a.m. to 7 p.m. every day.

Unfortunately, days passed but there were no visitors on the farm. What could they do? "Let's open a café on the farm and serve healthy food there," said Farmer Duck. "That's a good idea!" shouted the animals. The next day animals got up at half past five and started to work hard. First, they planted 17 apple trees and 13 pear trees to make a nice garden. Then, they seeded carrots, peas and beans and built two big greenhouses to grow cucumbers and tomatoes. They also planted a lot of flowers and made beautiful flowerbeds. Every summer day the animals weeded the vegetable garden and flowerbeds. When there was no rain, they watered the plants. Farmer Duck bought 12 tables and put them in the garden.

On the 28<sup>th</sup> of August Farmer Duck opened his café. It was a happy day! That day they had 30 visitors! They enjoyed the healthy farm food: vegetable and fruit salads, eggs, cheese, milk, apple, pear and carrot juices. The most popular dish was vegetable pizza. It was delicious! Rainbow Joy Farm was full of visitors from that day on!

**4 Listen to the third part again. Answer the questions.**

**Unit 8. Our wonderful world**

**Unit 9. Travelling**

---

**1 It's a Geography lesson. Listen to the quiz and match the questions to the pictures. One picture is extra.**

**Teacher:** Let's start our lesson with a quiz.

One. It's a big boat. It's very comfortable but expensive. It can take you to different continents.

Two. It's a continent and a country. Its symbol is the kangaroo. When it's summer in Britain, it's winter in this country.

Three. It's an English-speaking country. It's in Asia. Its symbol is the tiger.

Four. It's a big bird. It can run very fast but it can't fly. It lives in Africa.

Five. It's a big beautiful bird, a symbol of Belarus. It brings luck.

**2 Listen to the Geography teacher and spell the name of a famous traveller.**

**Mr Globe:** Today we're going to speak about a famous traveller, Christopher Columbus.

**Student:** Could you spell his name please?

**Mr Globe:** Sure. It's C-h-r-i-s-t-o-p-h-e-r C-o-l-u-m-b-u-s.

**Student:** Excuse me. Could you repeat please?

**Mr Globe:** Ok. It's C-h-r-i-s-t-o-p-h-e-r C-o-l-u-m-b-u-s.

**Student:** Thank you, Mr Globe.

**3 Listen to the story about Columbus. Are these sentences true (T) or false (F)?**

Christopher Columbus was born in Genoa, Italy in 1451. He began travelling on Italian ships at the age of 14. When he was 25, he read a book by a famous traveller Marco Polo. Columbus was very excited by Polo's book and decided to become a great traveller, too. In 1476, his ship first went into the Atlantic Ocean.

Christopher Columbus wanted to find a new way to India. He didn't want to go around Africa so he travelled across the Atlantic Ocean. King Ferdinand and Queen Isabella of Spain gave him money and the ships: the "Santa Maria" and two smaller ones, the "Nina" and the "Pinta".

The three ships left Spain and went west on August 3, 1492. The travellers didn't see land for a month. They wanted to go back to Spain when, finally, on October 12, 1492, they saw it. Columbus thought it was India, so he called the native people Indians, but Columbus wasn't in India. The land was America or the New World. All in all, Christopher Columbus travelled four times to America.

This was an important event in the history of the world. In many countries, people celebrate Columbus Day on the second Monday in October.

There is a version that Columbus was not the first European to get to America. Some people think that the Vikings, big and strong people living in the north of Europe, got to America first. They did it five hundred years before Columbus but they lived far from the cultural world and nobody knew about that.

**4 Listen to the story again and fill in the gaps.**

# ОТВЕТЫ

---

Т. Ю. Севрюкова, А. И. Калишевич

# ENGLISH 5

## Test Book

Blank area for student information with four horizontal lines.



АВЕРСЭВ

# VOCABULARY, GRAMMAR, WRITING

## Unit 1. School holidays: places to go

1. 2E, 3C, 4G, 5F, 6D, G — extra.
2. 2. mountain, 3. seesaw, 4. slides, 5. lake, 6. pick.
3. 2. abroad, 3. seaside, 4. mountains, 5. city, 6. flowers, seesaw — extra.
4. 2a, 3a, 4a, 5b, 6a.
5. 2. A month ago my sister and I were in town. 3. How was it there? 4. It was cool because we went to a school camp. 5. Why did you like it? 6. Every day we had a lot of fun with our friends.
6. *Pupils' own answers.*

## Unit 2. School holidays: things to do

1. 2C, 3F, 4G, 5D, 6B, A — extra.
2. 2. merry-go-round, 3. big wheel, 4. picnic, 5. fishing, 6. swimming.
3. 2. the merry-go-round, 3. big wheel, 4. ponies, 5. café, 6. go swimming, the gift shop — extra.
4. 2a, 3a, 4a, 5a, 6b.
5. 2. They didn't go to school every day. 3. They didn't do homework. 4. Children went to summer camps or to the country. 5. They wore shorts and T-shirts, not school uniform. 6. They spent time outside, not in the classrooms.
6. *Pupils' own answers.*

## Unit 3. Do you like TV?

1. 2E, 3D, 4A, 5F, 6G, C — extra.
2. 2. channel, 3. cartoon, 4. news, 5. amusing, 6. horrible.
3. 2. music, 3. talent, 4. films, 5. adventure, 6. don't mind, hate — extra.
4. 2a, 3b, 4b, 5a, 6b.
5. 2. My favourite TV programmes are talk shows. 3. I like listening to people's stories. 4. My mum and dad like watching them, too. 5. We never watch horror films. 6. I don't think horror films are good for children.
6. *Pupils' own answers.*

## Unit 4. Special days

1. 2G, 3A, 4C, 5F, 6D, E — extra.
2. 2. tinsel, 3. stocking, 4. decorate, 5. lights, 6. independence.
3. 2. celebrates, 3. decorate, 4. paint, 5. chocolate eggs, 6. Sunday, cards — extra.
4. 2a, 3b, 4b, 5b, 6a.
5. 2. American people celebrate Independence Day with parades and fireworks. 3. They send and get romantic cards on Valentine's Day. 4. People hang Christmas stockings by the fireplace. 5. Santa Claus puts presents into Christmas stockings. 6. People eat a lot of food for Christmas dinner.
6. *Pupils' own answers.*

## Unit 5. Be healthy!

1. 2B, 3F, 4D, 5A, 6C, E — extra.
2. 2. rice, 3. roll, 4. bacon, 5. vegetables, 6. butter.
3. 2. My eyes hurt. 3. Yes, they're very red. 4. Do you like playing computer games? 5. They're exciting.
6. You shouldn't spend much time on the computer. They're delicious. — extra.
4. 2b, 3c, 4c, 5a, 6b.
5. 2. Is there any meat in the fridge? 3. My cousin has got a runny nose. 4. Have you got a stomach ache? 5. I wash my hair once a week. 6. There isn't any honey in the cupboard.
6. *Suggested answers:* 2. You should drink a lot of water. 3. You should brush your teeth twice a day. 4. You shouldn't eat much chocolate. 5. You shouldn't watch TV a lot. 6. You should go to your PE lessons.

### Unit 6. In the city

1. 2E, 3B, 4C, 5G, 6D, A — extra.
2. 2. hospital, 3. theatre, 4. church, 5. supermarket, 6. traffic lights.
3. 2. along, 3. right, 4. over, 5. past, 6. cross, left — extra.
4. 2. must, 3. mustn't, 4. should, 5. shouldn't, 6. mustn't.
5. 2. There is **are** a lot of books in the library. 3. The cinema is the ~~most old~~ **oldest** in the city. 4. I live ~~at~~ **in** Queen Street. 5. You mustn't ~~to~~ play on the road. 6. It usually takes **me** ten minutes to get there.
6. *Suggested answers:* Go along Lincoln Avenue. Cross Baker Street and go past the theatre and the post-office. Cross Purple Street and turn left. Then cross Lincoln Avenue and go past the hospital. Go over the bridge. The library is next to the church.

### Unit 7. On the farm

1. 2C, 3A, 4D, 5F, 6B, E — extra.
2. 2. seed, 3. vegetable, 4. pear-tree, 5. turkey, 6. quiet.
3. mice, cities, geese, boys, sheep.
4. 2. better, 3. the worst, 4. noisier, 5. the wettest, 6. more boring.
5. 2. got, 3. collected, 4. drove, 5. found, 6. fed, hide — extra.
6. *Pupils' own answers.*

### Unit 8. Our wonderful world

1. 2. Australia, 3. climb, 4. grey, 5. leaves, 6. funny, swim — extra.
2. 2. desert, 3. octopus, 4. field, 5. hedgehog, 6. deer.
3. 2. beautifully, 3. fast, 4. good, 5. quickly, 6. well.
4. 2. —, the; 3. the, —; 4. —, the, —; 5. —, —; 6. the, —.
5. 2. North America is colder than Africa. 3. I think they'll go across the desert. 4. When will he buy a bike? 5. Whales live in the ocean. 6. Her brother won't go to school tomorrow.
6. *Pupils' own answers.*

### Unit 9. Travelling

1. 2A, 3C, 4G, 5F, 6E, B — extra.
2. 2. car, 3. boat, 4. helicopter, 5. bicycle, 6. hot-air balloon.
3. 2. Sorry but it isn't a good idea. 3. It's nearer than Australia. 4. Why not? 5. Trains are slow. 6. Planes are comfortable and very fast. I like British cities. — extra.
4. 2. My parents are going to do crosswords. 3. I'm going to listen to music. 4. My cousin is going to look at the sea. 5. My uncle is going to read a book. 6. We are going to eat at the café.
5. 2. **They are Are they** going to Australia next summer? 3. I'm not going **to** spend my holidays in the countryside. 4. He likes **Asia Asian** music. 5. My sister ~~fall~~ **fell** off the bike yesterday. 6. Henry travelled to the UK **in by** bus.
6. *Pupils' own answers.*

## LISTENING

### Unit 1. School holidays: places to go /

### Unit 2. School holidays: things to do

1. 1B, 2E, 3F, 4A, 5D, C — extra.
2. Zoo: Gorica, town: Byala.
3. 1F, 2T, 3F, 4F, 5F.
4. 1. June. 2. 3 / Three. 3. 9 / Nine. 4. (*any answer is correct*) Play with his puppy / dog / Snoopy. / Play ball with Sasha's puppy. 5. (*any answer is correct*) Play with Snoopy / his puppy / dog. / Play ball with Snoopy / Sasha's puppy / dog. / Play with a ball with Snoopy / his puppy / dog.

### Unit 3. Do you like TV? / Unit 4. Special days

1. 1E, 2B, 3A, 4F, 5C, D — extra.
2. [www.noradsanta.org](http://www.noradsanta.org).
3. 1F, 2F, 3F, 4T, 5T.
4. 1. 9.30. 2. January 3<sup>rd</sup>. / January 3. 3. January 4<sup>th</sup>. / January 4. 4. January 5<sup>th</sup>—7<sup>th</sup>. / January 5—7.
5. January 10<sup>th</sup>. / January 10.

### Unit 5. Be healthy! / Unit 6. In the city / Unit 7. On the farm

1. 1C, 2F, 3A, 4B, 5D, E — extra.
2. Rainbow Joy.
3. 1F, 2F, 3T, 4T, 5F.
4. 1. 8902 ... MI 55371. 2. From 9 a.m. to 7 p.m. 3. 13 / Thirteen. 4. 12 / Twelve. 5. (On the) 28<sup>th</sup> of August.

### Unit 8. Our wonderful world / Unit 9. Travelling

1. 1D, 2C, 3A, 4F, 5B, E — extra.
2. Christopher.
3. 1F, 2T, 3F, 4F, 5T.
4. 1. 14 / Fourteen. 2. 1476. 3. On October 12, 1492. 4. 4 / Four. 5. 500 / Five hundred.

## READING

### Unit 1. School holidays: places to go /

### Unit 2. School holidays: things to do

1. 1D, 2B, 3C, 4A, 5E, F — extra.

2. 1F, 2T, 3T, 4T, 5T.

3. 1. His host parents. / His host mum and dad. / Debby and Greg. 2. Tima. 3. The children (at English School). 4. Debby. 5. His host parents. / His host mum and dad. / Debby and Greg.

4. 1. Because he didn't have time. 2. At / After 10 p.m. 3. From her garden. 4. 4 / Four. 5. He likes everything: the family, the lessons, that he speaks English all the time, and the lessons trips after school.

### Unit 3. Do you like TV? / Unit 4. Special days

1. 1D, 2A, 3B, 4F, 5E, C — extra.

2. 1T, 2T, 3T, 4T, 5F.

3. 1. New Year trees, lights (and other decorations). 2. Ded Moroz. 3. A tangerine. / Tangerines. 4. Watch fireworks, sing, dance, play games. 5. Santa Claus.

4. 1. (They wear) costumes (that their parents make). 2. (They ask for) presents / gifts, or health, or good marks at school. 3. Late (at night). 4. The last minutes of the last day of the year. / December 31<sup>st</sup>. 5. Yes, (they can). At the seaside. / In hot countries.

### Unit 5. Be healthy! / Unit 6. In the city / Unit 7. On the farm

1. 1B, 2F, 3D, 4C, 5A, E — extra.

2. 1T, 2T, 3F, 4F, 5T.

3. 1. At the (King's Cross) fountains. / In Granary Square. 2. At the Ruby Violet ice cream café. 3. On the steps (going down to the canal). 4. On the steps (going down to the canal). 5. At the KERB (street food) market.

4. 1. Snake. 2. During Chelsea Flower Show. 3. Across the road (on King's Boulevard). 4. The best street food market in London has hot dogs, burritos (Mexican food), fried chicken and many others. 5. It has 160 flavours of delicious handmade ice creams and sorbets.

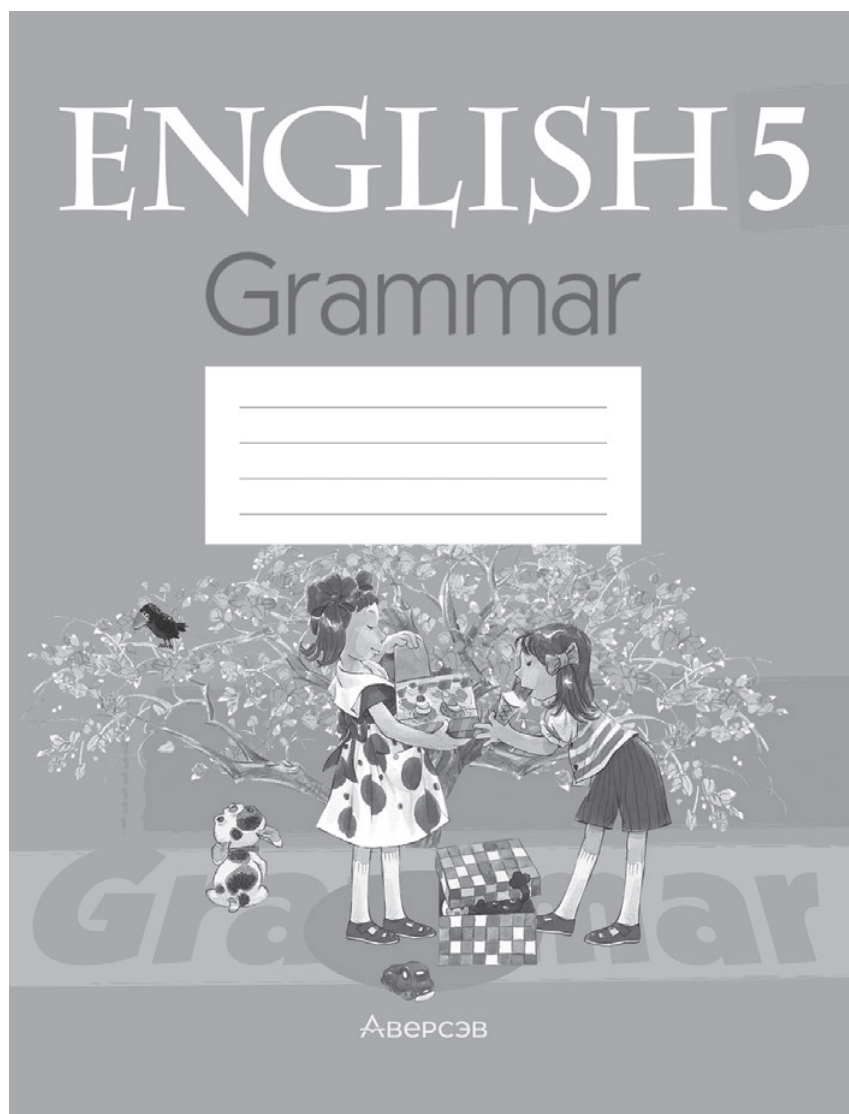
### Unit 8. Our wonderful world / Unit 9. Travelling

1. 1E, 2C, 3B, 4A, 5D.

2. 1F, 2T, 3F, 4F, 5T.

3. 1. Dood-chai. 2. Harleen, Shivi and Tim. 3. Tim. 4. Shivi. 5. Tim.

4. 1. The food was delicious. 2. They wanted to give apples to the travellers. 3. For dinner. 4. He had a temperature. 5. It was very dangerous. / The rocks were very dangerous. / It was hard.



## Английский язык. 5 класс. Тетрадь по грамматике

Т. Ю. Севрюкова

Тетрадь дополняет учебное пособие и соответствует программе. Представленные задания помогут пятиклассникам усвоить основные грамматические структуры и правильно употреблять их в речи. Пособие можно использовать для работы как на уроках, так и дома.

### **aversev.by**

Полный каталог учебной литературы, полезные материалы  
и специальные предложения